

Towards a Query-by-Example System for Knowledge Graphs

Nandish Jayaram (UT-Arlington)

Arijit Khan (UCSB, now at ETH Zurich)

Chengkai Li (UT-Arlington)

Xifeng Yan (UCSB)

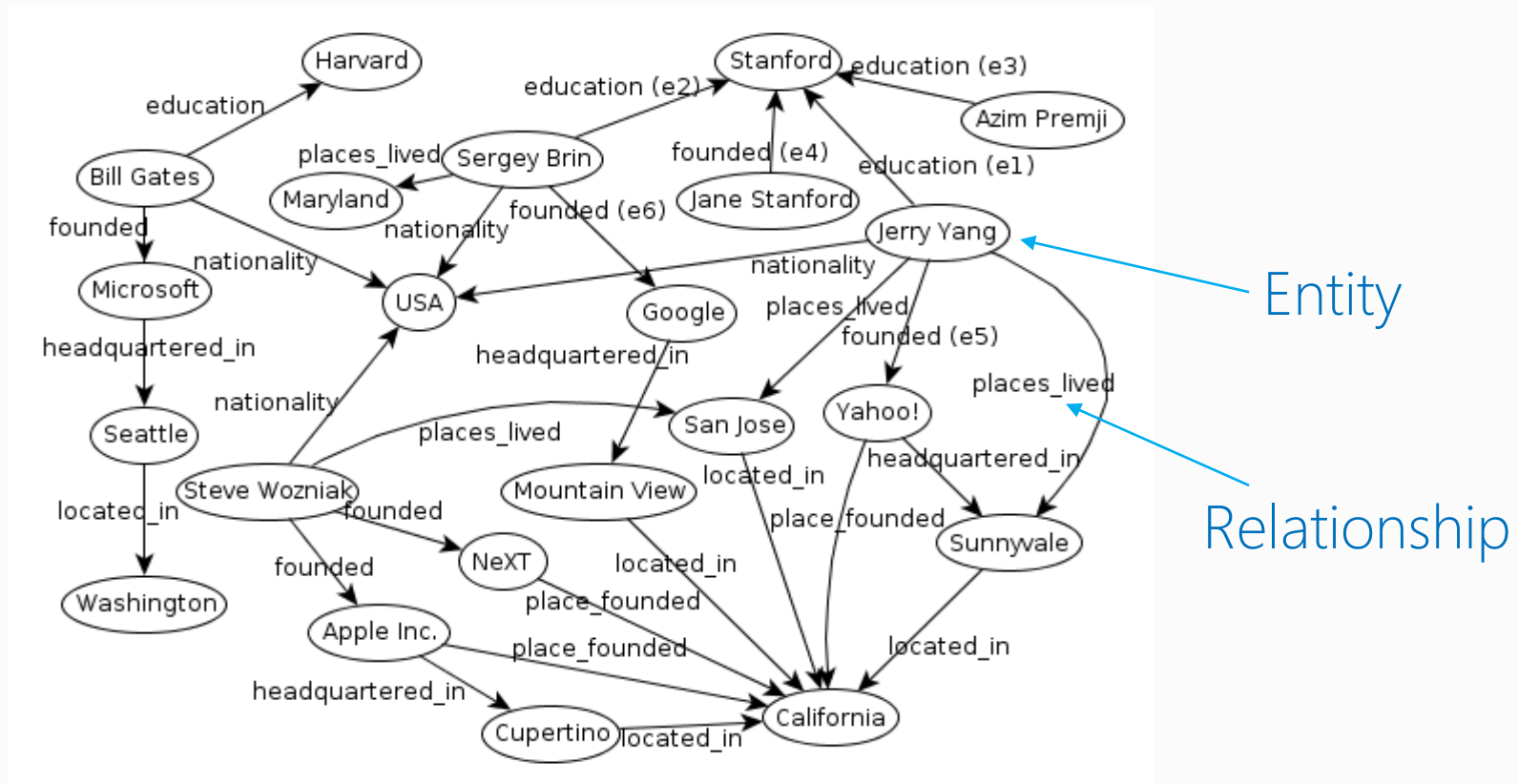
Ramez Elmasri (UT-Arlington)

GRADES 2014

June 22, Snowbird, UT

Knowledge Graphs

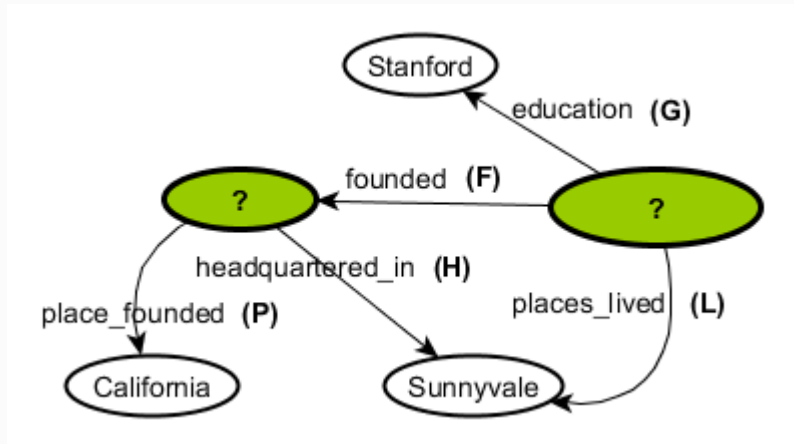
Large and complex graphs capturing millions of entities and relationships between them!



Ubiquitous today: Linking Open Data : 52 billion RDF triples
Freebase : 1.8 billion facts
DBpedia : 470 million facts
YAGO : 120 million facts

How to Query Knowledge Graphs?

➤ Graph Search / Structured Querying



```
SELECT F.obj, F.src
FROM F, G, H, L, P
WHERE F.prop = 'founded'
AND G.prop = 'education'
AND H.prop = 'headquartered_in'
AND L.prop = 'places_lived'
AND P.prop = 'place_founded'
AND F.obj = H.src
AND F.obj = P.src
AND F.src = L.src
AND L.obj = H.obj
AND F.src = G.src
```

- Expertise in constructing structured queries required.
- A good knowledge of the schema of the knowledge graph is required.

Improving Usability of Knowledge Graphs: Prior Arts

➤ Keyword Search

“Software companies located in the Silicon Valley and their founders who studied at Stanford University.”

- Keyword search on graphs [Karger11].
- Keyword based query formulation [Pound10] [Yao12].

➤ Natural Language Query

- Natural language questions based querying [Yahya12].

➤ Visual Query Interfaces

- Interactive and form based query construction [Demidova12] [Jarrar12].
- Visual interface for query graph construction [Chau08] [Jin10].

➤ Schemaless Graph Querying

- Use transformations to find matches to a naïve query graph [Yang14].

Query by Example Entity Tuples

Given an input n -entity tuple(s) (called n -tuple), a knowledge graph, and k , find $\text{top-}k$ n -tuples that are most similar to the input tuple(s).

Input Tuple

The screenshot displays the GQBE (Graph Query by Example) interface. At the top, it features the logos of The University of Texas at Arlington and Santa Barbara University, followed by the large text 'GQBE'. A checkbox labeled 'Explanatory Mode' is checked. Below this, there is a search input area with two rows. The first row, marked with a '+' icon, contains the text 'Donald Knuth, Stanford University, Turing Award,' and is followed by 'Search' and 'Clear' buttons. The second row, marked with a '-' icon, contains the text 'john mcd'. A dropdown menu is open below the second row, showing a list of suggestions: 'John McCain' (Politician), 'John Lennon & Paul McCartney' (Theatrical Lyricist), 'John McClane' (Fictional Character), 'John McCain presidential campaign' (Election campaign), and 'John McCarthy' (Computer Scientist). The 'John McCarthy' entry is highlighted with an orange border. Below the dropdown, a detailed card for 'John McCarthy' is shown, including a small portrait photo, his name in orange, his birth and death dates (September 4, 1927 – October 24, 2011), a brief description ('was an American computer scientist...'), and the title 'Computer Scientist' at the bottom.

Answer Tuples

Input Tuple : Donald Knuth, Stanford University, Turing Award



GQBE



Explanatory Mode



















+ Donald Knuth, Stanford University, Turing Award,

Search

Clear

View Maximal Query Graph

Total Answers returned: 126 Showing: 126

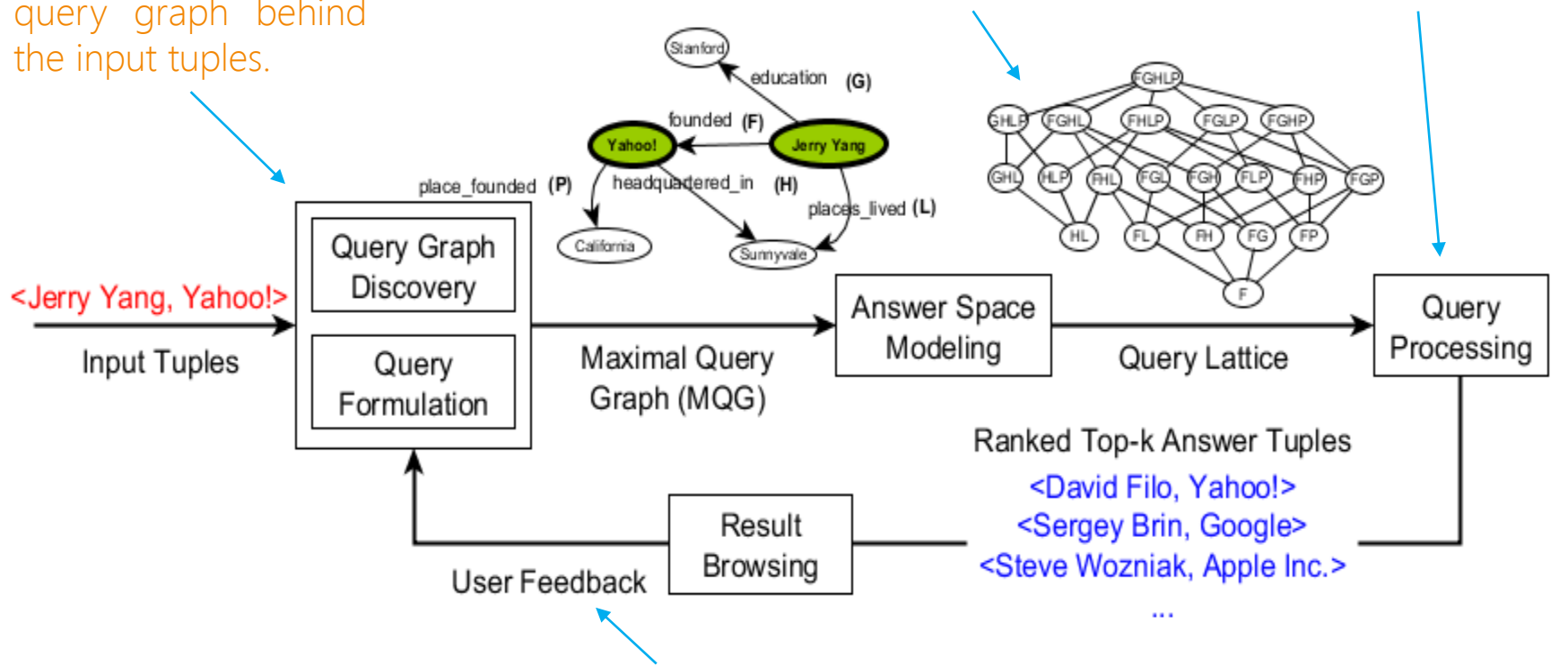
 Stanford University	 IEEE John von Neumann Medal	 Donald Knuth	View Answer Graph
 Stanford University	 Turing Award	 John McCarthy	View Answer Graph
 Stanford University	 Turing Award	 Niklaus Wirth	View Answer Graph
 Stanford University	 National Medal of Science for Mathematics and Computer Science	 Donald Knuth	View Answer Graph
 Stanford University	 Kyoto Prize	 Donald Knuth	View Answer Graph
 Stanford University	 Turing Award	 Robin Milner	View Answer Graph

Overall Architecture

Discover a hidden query graph behind the input tuples.

Query lattice to model space of all approximate matches.

Find approximate matching answers to the MQG.

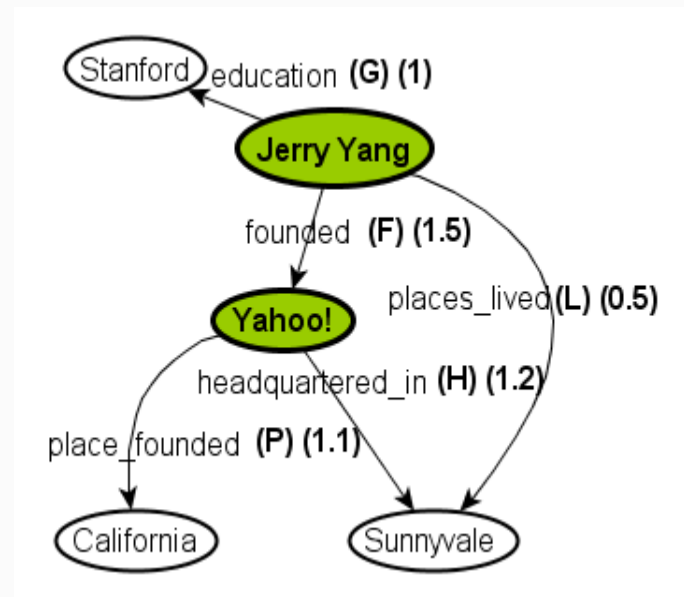


Obtain user feedback to better understand the query intent.

➤ Exemplar Queries [Mottin14]

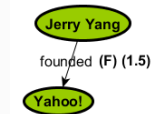
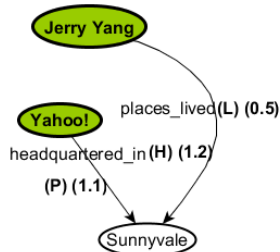
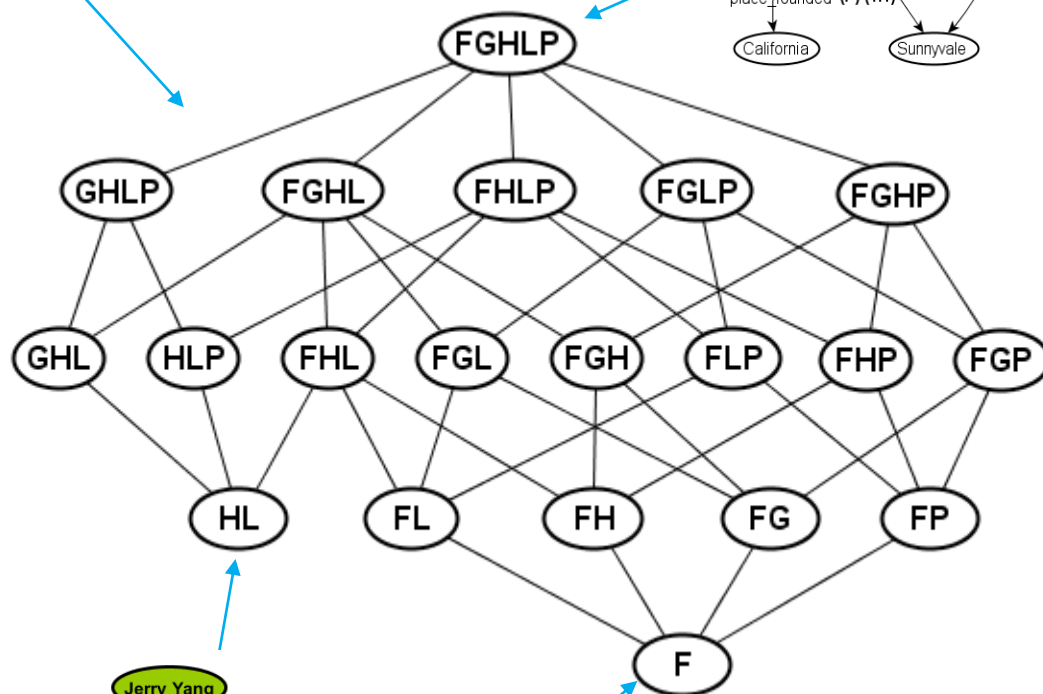
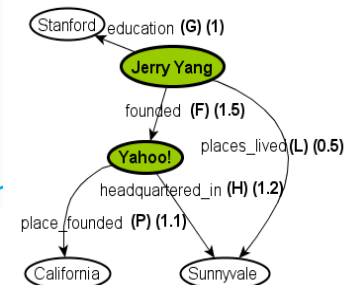
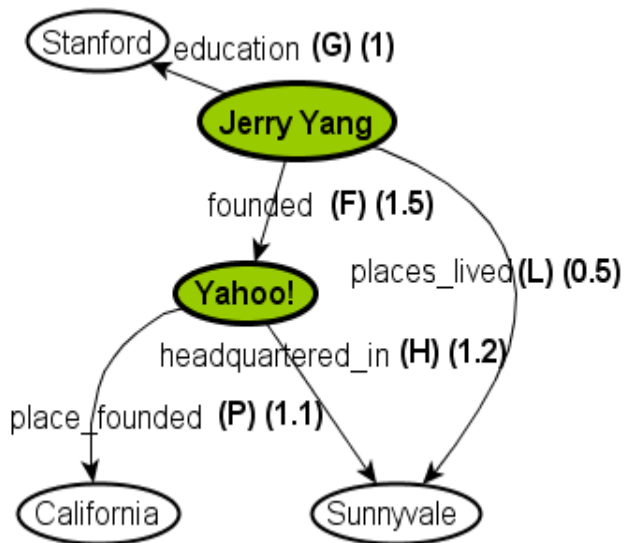
Maximal Query Graph Discovery

- Given an example tuple like $\langle \text{Jerry Yang, Yahoo!} \rangle$
- Define importance of edges by assigning weights to them.
- Find a small sub-graph with important edges and nodes in the neighborhood of *Jerry Yang* and *Yahoo!*, to form the Maximal Query Graph (MQG).



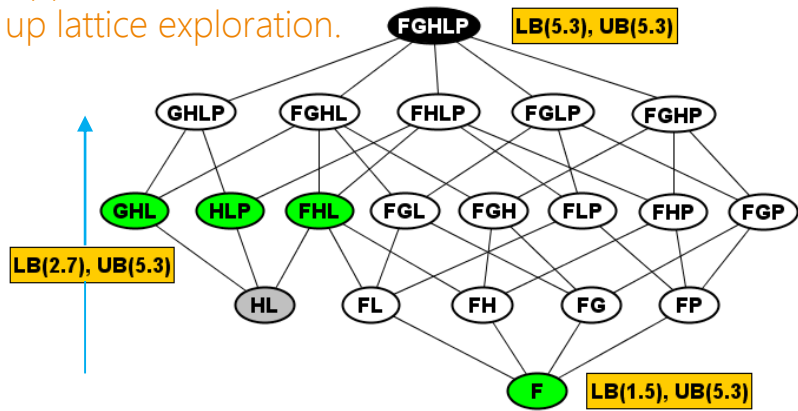
Answer Space Modeling

Every other node is a sub-graph of the MQG.

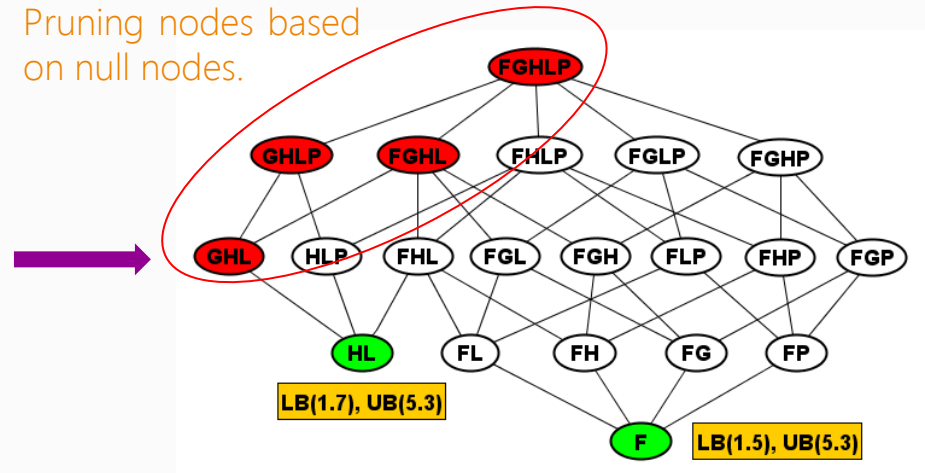


Query Processing

Upper bound based bottom-up lattice exploration.



Pruning nodes based on null nodes.



Lattice evaluation terminated after top-k answers are obtained!

Finding Matching Answer Graphs

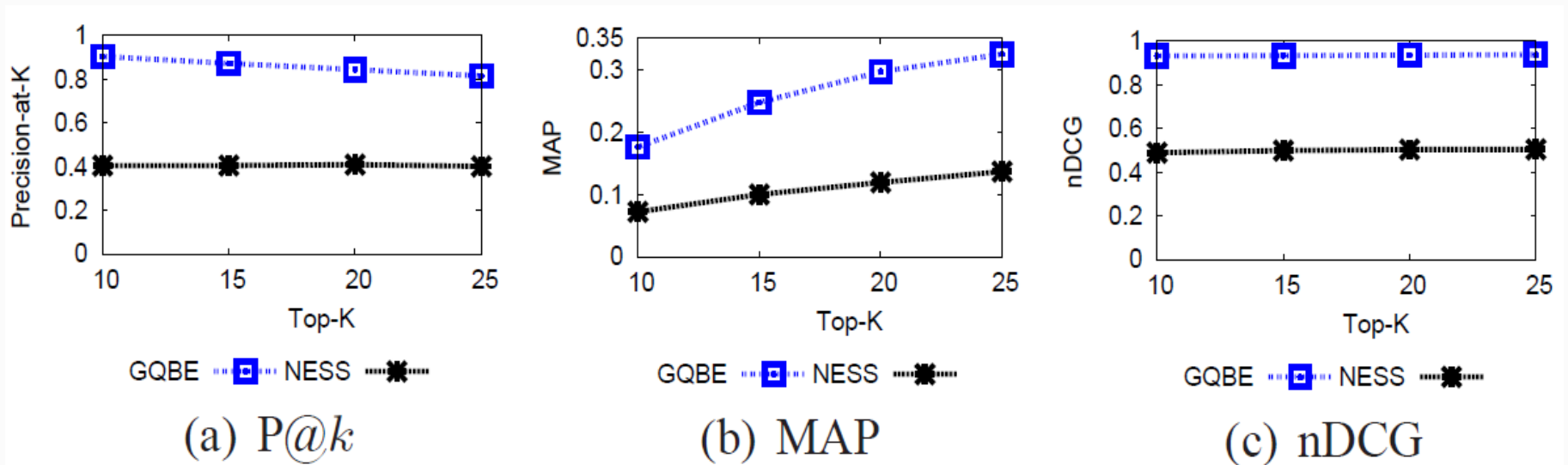
- Exact sub-graph matching, based on indexing techniques.
 - Search on graph databases [Shasha02] [Yan04] [Zhao07] [Zou08].
 - Search on single large graph [Ullman76] [Cordella04] [Shang08] [Zhang09].
- Approximate sub-graph matching.
 - Use various indexes to quickly find approximate matches [Tian08] [Mongiovi10] [Khan13].
 - NESS : uses neighborhood-based indexes to quickly find approximate matches to a query graph [Khan11].

Experiments

QUERIES:

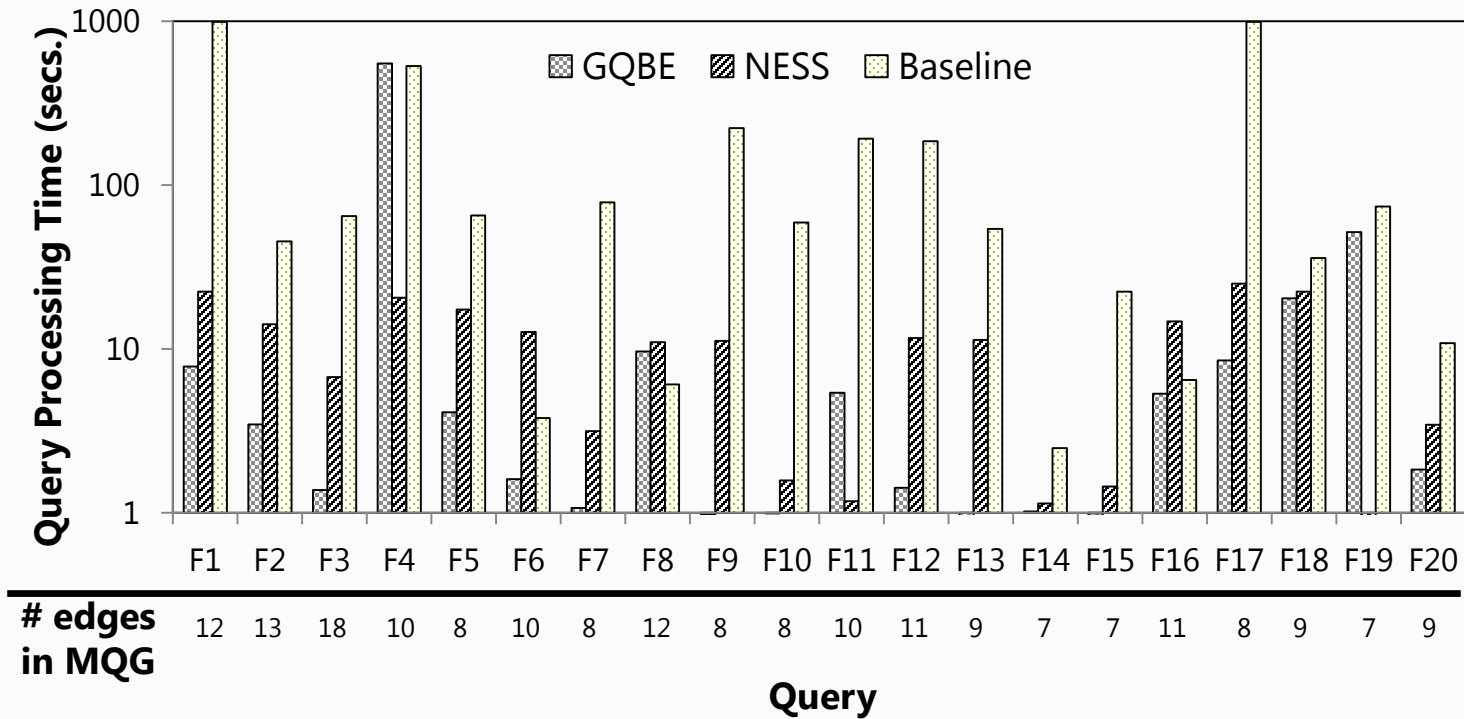
- 20 Queries on **Freebase** dataset (47 M edges, 27 M nodes, 5.4 K properties)
- 8 Queries on **DBpedia** dataset (2.6 M edges, 759 K nodes, 9 K properties)

Accuracy Comparison with NESS:



Efficiency Results

Single Query Execution Times (in seconds)



Work in Progress

➤ Maximal Query Graph Discovery:

- Does not capture the user-intent exactly.
- Iterative and interactive edge suggestion.

➤ Query Processing:

- Materializing intermediate join results (millions of rows) can be expensive.
- Is a better join mechanism when we have more memory at our disposal possible?
- Distributed lattice exploration mechanism.

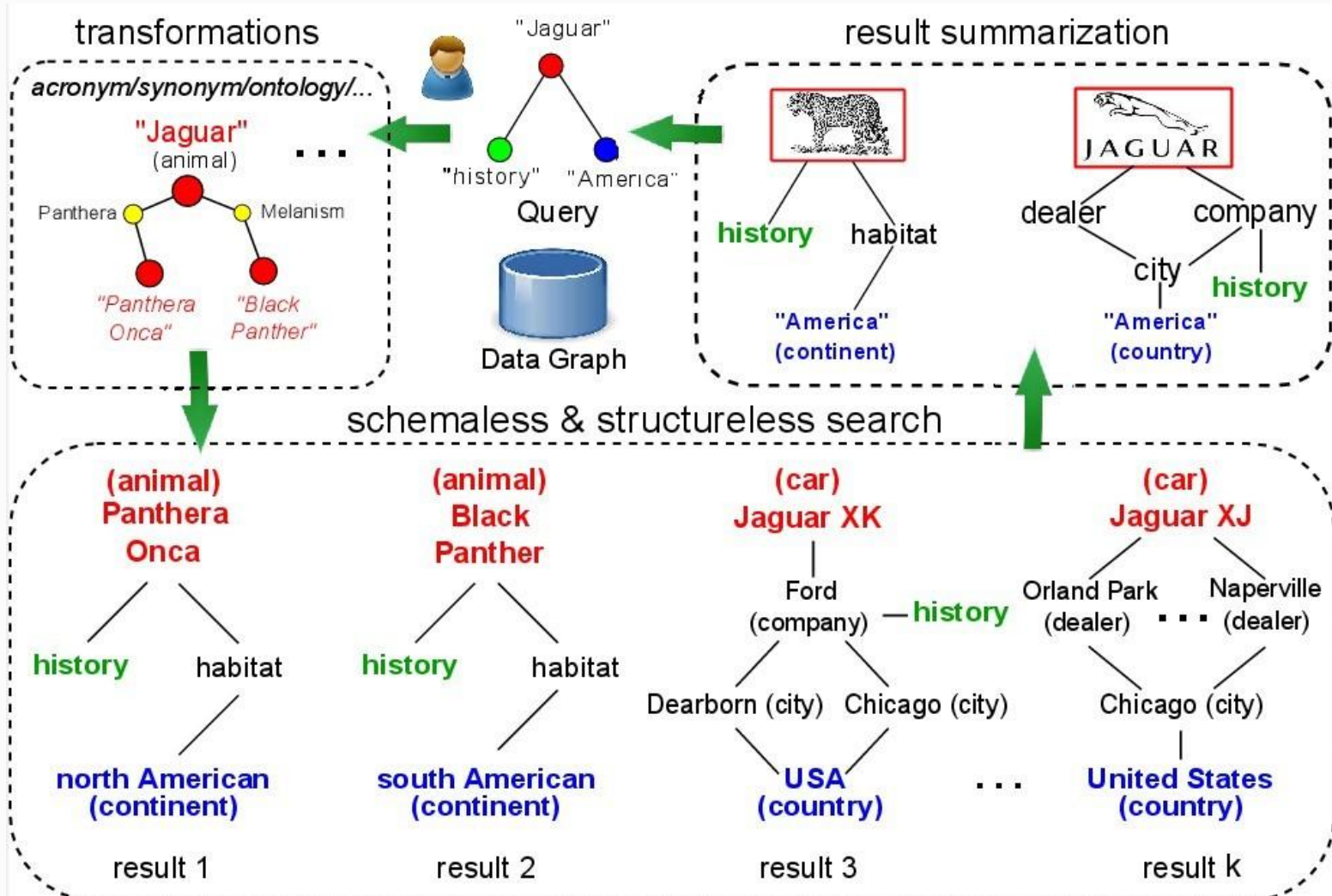
➤ Obtaining User Feedback:

- User feedback on relevance of answer tuples to re-weight edges.

Work by Xifeng Yan's group at UCSB

(ICDE 2013)

(VLDB 2014)



(SIGMOD 2014 demo, VLDB 2014)

Demo and Technical Details:

➤ Demo:

- URL: idir.uta.edu/gqbe
- Demo paper: *GQBE: Querying knowledge graphs by example entity tuples*, ICDE 2014.

➤ Technical Details:

- Full paper under review
- Archived version: <http://arxiv.org/abs/1311.2100>